

Appendix 2 Equality Screening Form

Policy Scoping

Policy Title:

Brief Description of Policy (please attach copy if available). Please state if it is a new, existing or amended policy.

New

The Dromore Place Plan is a new locality plan for Dromore. Its aim is to develop a new integrated local plan for the town, incorporating any existing strategies and policies for the place. The plan identifies a series of strategically aligned outcomes and actions for taking forward in the town to support sustainability, the built environment, strategic growth, community life, connectivity and engagement by residents.

The new plan contains 5 key outcomes and 37 actions and is built on a diverse engagement process throughout its development.

Intended aims/outcomes. What is the policy trying to achieve?

The Dromore Place Plan is the creation of a new locality/community plan for the town. The aim of the plan is to improve the social, economic and environmental wellbeing of Dromore through harnessing the place shaping powers and functions of community planning partners.

The Plan details five outcomes

1. Historic Dromore – A thriving heritage town
2. Stocked Dromore – A vibrant town stocked with new businesses, economic growth, assets and life
3. Active Dromore – An energetic town with a wealth of activity opportunities
4. Discovered Dromore – A charming town with an abundance to explore
5. Connected Dromore – A sustainable town with physical and community linkages

These priorities were identified through research and community engagement from May – June 2024 and are strategically aligned to the UN Sustainable Development Goals, the Programme for Government, and *Connected*, a community plan for Armagh, Banbridge, Craigavon, 2017-2030. A policy review of various other strategies, policies and plans relevant to the town was also carried out as part of the desktop review, as well as a town health check, adopting methodological approaches from the Department for Communities, MAG Living High Street Craft Kit 2022.

The plan is made up of nine chapters

- Chapter 1 – Provides an overview of Dromore’s history and current day position.

- Chapter 2 – Presents the future vision for Dromore and provides a description of it being a destination of choice.
- Chapter 3 – Introduces the Place Plan process including the structure of the Community Planning Partnership and timeline of developing the documents.
- Chapter 4 – Case for Change contains key analysis from desktop research and strategic alignment opportunities that exist across government and with wider stakeholders.
- Chapter 5 – Focuses on engagement with the community and stakeholders, how engagement was delivered to gain feedback and highlights their opinions, ideas and aspirations for the town.
- Chapter 6 – Details the Essential Qualities health check as highlighted in the Living High Street Craft Kit 2022.
- Chapter 7 – Presents the outcomes that identify key aspects and attributes of the place that currently exist but need to develop and shape in a way to meet the needs of the community.
- Chapter 8 – Details the big ideas and actions which have been identified through the discovery and engagement phase.
 - Big Ideas – Tackling Vacancy and Dereliction; Quillyburn Lands; Dromore Viaduct; Riverside Developments.
 - Clustered Action Themes – Built Environment and Strategic Growth; History and Interpretation; Sustainability; The Great Outdoors; Community Life and Heart of the Town.
- Chapter 9 – Summarises the Dromore Place Plan through a Theory of Change style diagram.

Policy Framework

Has the policy been developed in response to statutory requirements, legal advice or on the basis of any other professional advice? Does this affect the discretion available to The Council to amend the policy?

Local Government Act (Northern Ireland) 2014 and places a duty on community planning partners to take forward collaborative actions to realise the outcomes in the community plan, under which this plan aligns. It is anticipated that the Dromore Place Plan document will constitute a material consideration for the Council when deciding certain applications for planning or other types of consent within the settlement development limit for Dromore and will also inform the Council's Local Development Plan.

Are there any Section 75 categories which might be expected to benefit from the policy? If so, please outline.

All Section 75 groups should benefit from the implementation of the Dromore Place Plan. The draft plan has engaged Section 75 groups in its development and we will hold further engagement workshops during the public consultation stage.

Who initiated or wrote the policy (if The Council decision, please state). Who is responsible for implementing the policy?

Who initiated or wrote the policy?	HLM Architects Ltd were appointed by ABC Council on behalf of the Community Planning Partnership to develop and write the plan.
---	---

	<p>The plan has been created collaboratively through the Dromore Place Plan Project Team which is made up of representatives from:</p> <ul style="list-style-type: none"> • ABC Council • Department for Communities • HLM Architects Ltd • Invest NI • NI Housing Executive
Who is responsible for implementation?	<p>The Community Planning Strategic Partnership is responsible for its delivery.</p> <p>ABC Council Internal Place Working Group will monitor progress against delivery of the actions detailed within the plan.</p>

Are there any factors which might contribute to or detract from the implementation of the policy (e.g. financial, legislative, other)?

The Dromore Place Plan is dependent on buy in, commitment and resources of all Community Planning Partners and strategic and community partners who will be required to help deliver the plan.

Main stakeholders in relation to the policy

Please list main stakeholders affected by the policy (e.g. staff, customers, other statutory bodies, community or voluntary sector, private sector)

The community, which is defined in its broadest sense in the community planning statutory guidance and includes:

- residents;
- service users;
- voluntary body representatives whose activities benefit the borough;
- businesses; and
- other persons interested in the social, economic or environmental wellbeing of the area.
- Community Planning Partners
- Community and Voluntary Sector Panel members
- Business Partnership Alliance
- Elected Members
- Government departments

Are there any other policies with a bearing on this policy? If so, please identify them and how they impact on this policy.

- Connected Community Plan for Armagh City, Banbridge and Craigavon Borough 2017-2030

- Programme for Government
- UK Net Zero Strategy: Build Back Greener, 2021
- Dublin Belfast Economic Corridor Partnership Strategy 2022
- An Economic Vision for a decade of innovation (DFE) 2021 and Action Plan 2023
- Rural Policy Framework NI
- ABC Good Relations Strategy
- Community planning partners' corporate plans
- Regional Development Strategy for Northern Ireland
- Local Development Plan for the ABC Borough
- Strategic Planning Policy Statement for Northern Ireland
- ABC Agricultural Strategy
- Sustainability for the Future – DAERA's plan to 2050
- ABC Tourism Strategy 2017-2022
- ABC Play Strategy 2018 - 2026
- Get Moving ABC Framework
- Age Friendly Strategy
- ABC Vacancy Study 2019

Available Evidence

The Council should ensure that its screening decisions are informed by relevant data. What evidence/information (both qualitative and quantitative) have you gathered to inform this policy? Specify details for each of the Section 75 categories. For up to date [S75 Borough Statistics](#)

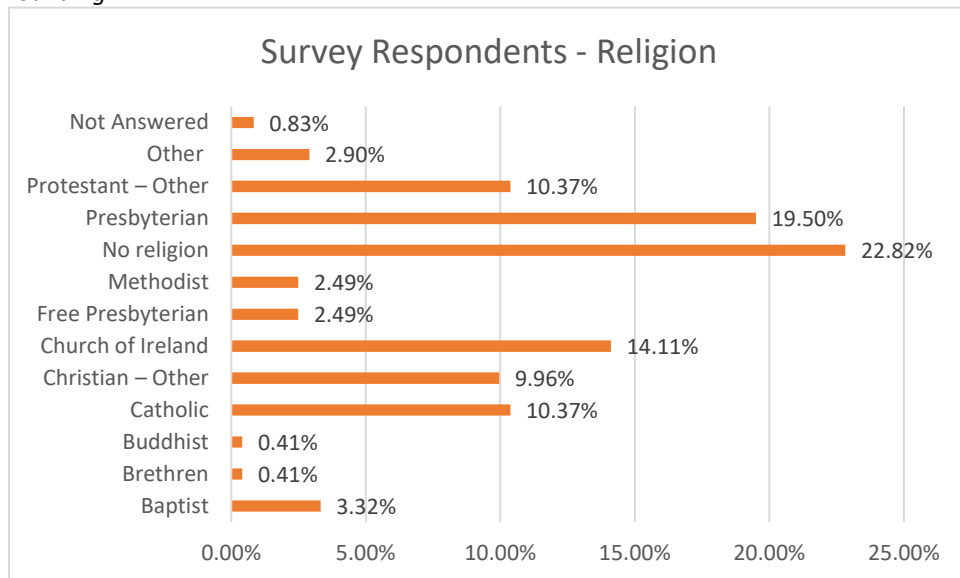
The evidence gathered between May and June 2024 from the following engagement methods/sessions was considered to develop the Draft Dromore Place Plan:

- Online survey
- Online public engagement workshop x 1
- Face to Face public engagement workshops x 5
- Online focus workshop with Section 75 representatives x 1
- Discovery Walks x 4
- Attendance at Community Events x 3
- Meeting and interviews x 31
- Dromore Primary School, Primary 6 class creative session x 1
- Dromore High School Youth Club photography project
- Forums held in Town Hall and Community Centre x 9

Section 75 category	Evidence
Religious belief	The 2021 Census shows that the majority of the Dromore settlement belonged to or were brought up in the Protestant religion (69%) compared to 17% who belonged to or were brought up in the Catholic religion. Those belonging to or brought up with no religion has increased from 7% to 14% in the Dromore Settlement area. Similar changes have been observed in the Armagh City, Banbridge and Craigavon Borough overall where the majority still belong to or were brought up in the Protestant religion, but the percentage has fallen by 5 percentage points from 52% in 2011 to 47% in 2021.

Religion or Religion Brought Up In	Dromore Settlement		Armagh City, Banbridge & Craigavon Borough	
	2011	2021	2011	2021
Catholic	16%	17%	43%	44%
Protestant	76%	69%	52%	47%
Other	1%	1%	1%	1%
None	7%	14%	5%	8%
Total	6,003	6,395	199,693	218,656

Table 4: Religion or Religion brought up in of residents in Dromore Settlement Area and Armagh City, Banbridge and Craigavon Borough at Census 2011 and Census 2021. Source: Census 2011 and Census 2021, NISRA. Please note percentages may not sum due to rounding.



Information about religious belief was captured as part of the community engagement survey. There is a higher proportion of respondents stipulating that they have no religion than the census data above.

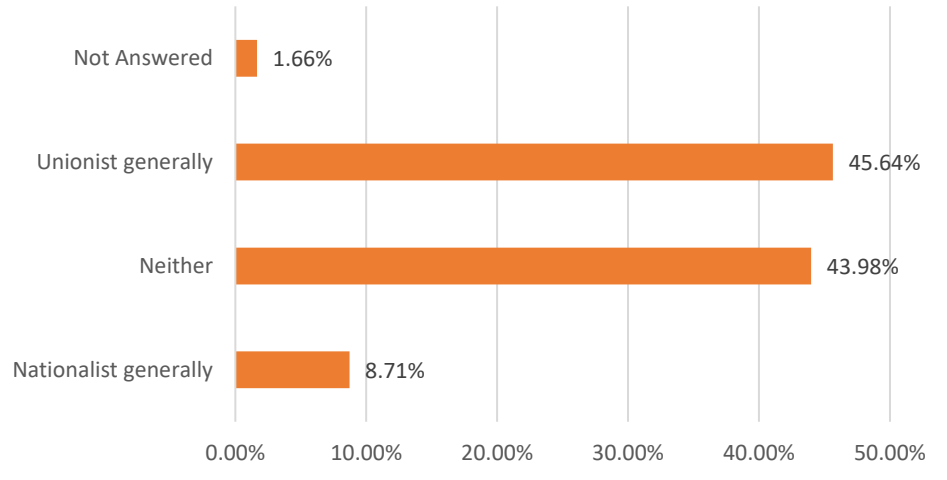
Political opinion

Lagan River DEA is made up of the following political representation:

- Alliance - 1
- DUP – 3
- UUP – 1

The Lagan River DEA representatives were invited to give ideas and feedback on the Dromore Place Plan on two separate occasions to date during the development stage.

Survey Respondents - Political Opinion



Information about Political opinion was gathered during the community engagement survey. There was a high proportion of respondents choosing the 'Neither' category.

Racial group

On Census Day 2021, approximately 98.6% of residents in the Dromore Settlement Area were white. This is slightly higher than the figure for the borough overall at 96.7%. Mixed race is the next biggest ethnic group in the Dromore Settlement area even though it accounts for just 0.7% of the total population.

Ethnicity	Dromore Settlement		Armagh City, Banbridge & Craigavon Borough	
	2011	2021	2011	2021
White	99.00%	98.56%	98.54%	96.69%
Mixed	0.30%	0.70%	0.30%	0.76%
Chinese	0.02%	0.06%	0.26%	0.31%
Irish Traveller	0.00%	0.06%	0.07%	0.24%
Other Asian	0.43%	0.05%	0.23%	0.27%
Black African	0.02%	0.16%	0.10%	0.52%
Pakistani	0.00%	0.02%	0.10%	0.13%
Indian	0.15%	0.11%	0.19%	0.28%
Black Other	0.00%	0.02%	0.05%	0.24%
Other ethnicities	0.09%	0.27%	0.15%	0.56%
Total	6,003	6,395	199,693	218,656

Table 5: Ethnicity of residents in Dromore Settlement Area and Armagh City, Banbridge and Craigavon Borough at Census 2011 and Census 2021. Source: Census 2011 and Census 2021, NISRA. Please note percentages may not sum due to rounding.

98.3% of the survey respondents identified as white which aligns to the census data above.

Data from the Census 2021 shows that approximately 88% of the population in Dromore settlement area were born in Northern Ireland compared to 85.5% in

the borough overall. Approximately 3.9% of residents in the Dromore Settlement area were born in England while 1.6% of residents were born in the Republic of Ireland. Residents born outside of the UK and Ireland has increased from 4.3% to 5.0% in Dromore settlement area.

Country of Birth	Dromore Settlement		Armagh City, Banbridge & Craigavon Borough	
	2011	2021	2011	2021
Northern Ireland	89.7%	88.2%	89.0%	85.5%
England	3.5%	3.9%	3.1%	3.2%
Scotland	1.1%	1.1%	0.7%	0.7%
Wales	0.2%	0.3%	0.1%	0.2%
Republic of Ireland	1.3%	1.6%	1.8%	1.9%
Other	4.3%	5.0%	5.5%	8.6%
Total	6,003	6,395	199,693	218,656

Table 6: Country of birth of residents in Dromore Settlement Area and Armagh City, Banbridge and Craigavon Borough at Census 2011 and Census 2021. Source: Census 2011 and Census 2021, NISRA. Please note percentages may not sum due to rounding.

Main Language

The percentage of the population whose main language is English has fallen from 97.1% in 2011 to 93.8% in 2021 in Dromore Settlement area and from 95.7% to 93.2% in the borough overall.

Polish was the second most common main language for residents of the Dromore settlement area and the borough overall and this is unchanged from the 2011 Census. Persons with Lithuanian as a main language account for 0.75% of residents in the Dromore settlement area while those with 'other languages' account for 0.31% of the total population.

Main Language	Dromore Settlement		Armagh City, Banbridge & Craigavon Borough	
	2011	2021	2011	2021
English	97.11%	93.78%	95.72%	93.17%
Polish	1.16%	0.88%	1.53%	1.69%
Romanian	-	0.22%	-	0.37%
Chinese	0.02%	0.00%	0.07%	0.09%
Bulgarian	-	0.03%	-	0.70%
Arabic	-	0.02%	-	0.11%
Hungarian	0.07%	0.02%	0.05%	0.17%
Russian	0.00%	0.00%	0.09%	0.15%
Irish	0.02%	0.08%	0.13%	0.20%
Lithuanian	0.77%	0.75%	0.91%	1.24%
Portuguese	0.02%	0.13%	0.44%	0.84%
Spanish	-	0.09%	-	0.06%
Latvian	0.00%	0.08%	0.18%	0.22%

Cantonese	-	0.00%	-	0.05%
Tagalog/Filipino	0.19%	0.08%	0.09%	0.06%
Slovak	0.00%	0.06%	0.10%	0.18%
Other languages	0.65%	0.31%	0.68%	0.71%
Total (Aged 3+)	5,700	6,172	190,526	210,402

Table 7: Main Language of residents aged 3+ in Dromore Settlement Area and Armagh City, Banbridge and Craigavon Borough at Census 2011 and Census 2021. Source: Census 2011 and Census 2021, NISRA. Note: The breakdown of languages has been taken from the 2021 Census. Those with no data for 2011 were likely included in the 'other languages' category. Percentages may not sum due to rounding.

Age

Dromore Settlement Area had an estimated population of 6,395 on Census Day 2021. In terms of gender, females make up a slightly higher percentage, accounting for approximately 52% of the total. The 16-64 age group has seen the greatest increase in the ten year period by 10.1% which in contrast the borough overall has seen an increase in this age group by only 5.9%. In Dromore settlement area, the population aged between 0-15 years has decreased by 5.4%.

	Dromore Settlement Area			Armagh City, Banbridge & Craigavon Borough		
	2011	2021	% Change	2011	2021	% Change
All Persons	6,003	6,395	6.5%	199,693	218,656	9.5%
Males	2,871	3,044	6.0%	98,713	108,268	9.7%
Females	3,132	3,348	6.9%	100,980	110,388	9.3%
0-15 Years	1,403	1,327	-5.4%	44,206	48,246	9.1%
16-64 Years	3,767	4,146	10.1%	127,860	135,421	5.9%
65+ Years	833	915	9.8%	27,627	34,993	26.7%

Table 2: Gender and age profile of Dromore Settlement Area and Armagh City, Banbridge and Craigavon Borough at Census 2011 and 2021. Source: Census 2011 & Census 2021, NISRA.

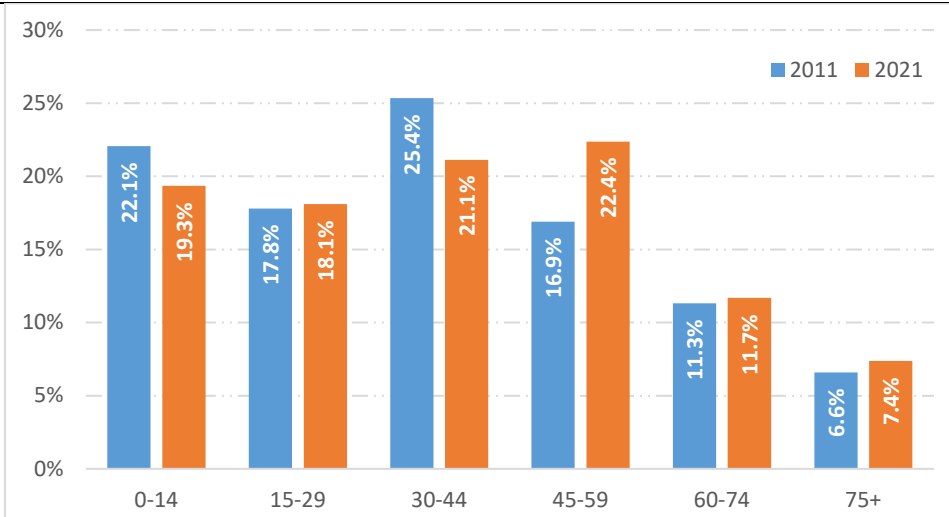
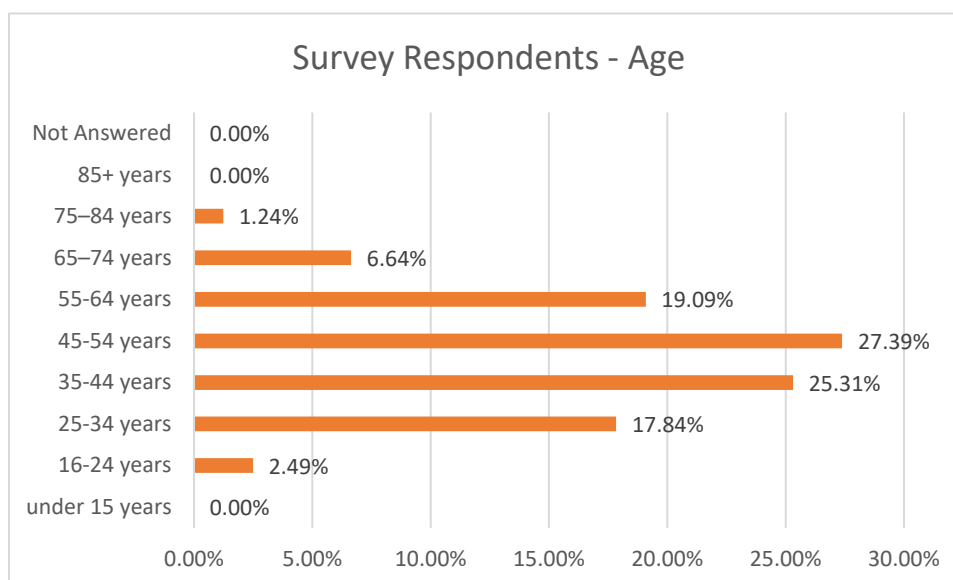


Figure 4: Age Structure of the population of Dromore Settlement Area in 2011 and 2021. Source: Census 2011 & Census 2021, NISRA.

Figure 4 presents a more detailed breakdown of the age structure in Dromore Settlement area in 2011 and 2021. There has been a decline in the population aged from 0-14 from 22.1% in 2011 to 19.3% in 2021 while the biggest increase has been in the percentage of the population aged between 45-59 which has increased by 5.5 percentage points to 22.4% in 2021.

Overall, the percentage of the population aged 45+ has increased in Dromore from 35% in 2011 to 41% in 2021 and in the borough from 38% in 2011 to 42% in 2021. A similar shift has occurred in Northern Ireland overall so Dromore, like the rest of Northern Ireland and indeed the rest of the world, is experiencing a demographic shift which comes with its own opportunities and challenges.



The majority of survey respondents were in the 45-54 years age bracket, followed closely by 35-44 years. A combination of 26.97% of the survey respondents were aged 55+ years. This highlights a lack of engagement by children and young people via the survey.

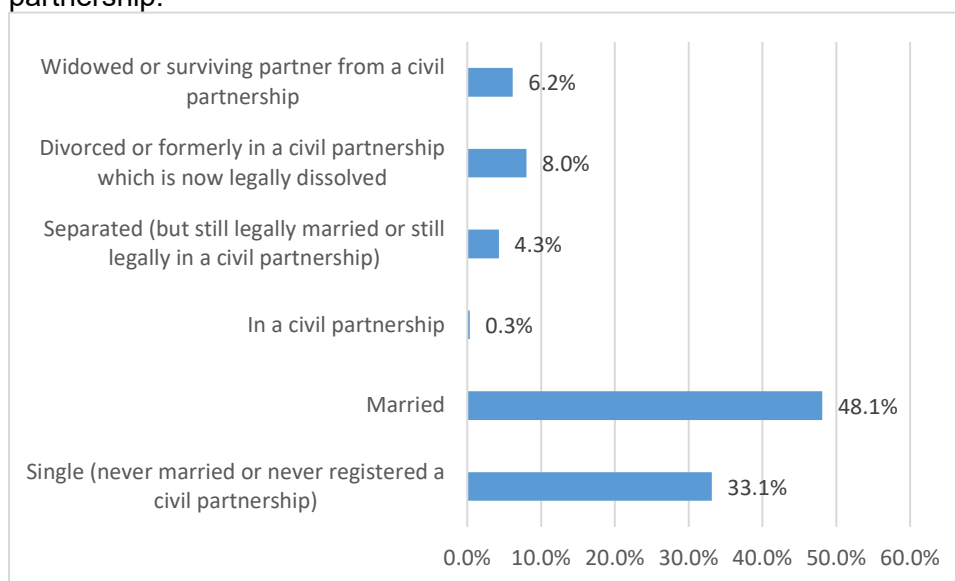
This was recognised during the engagement phase and separate activities for children and young people were delivered: -

- A Dromore Park design session was held with Dromore Central Primary School, Primary 6 children.
- Young people from the Dromore High School youth club took part in a photography project 'The Good, The Bad and More of Dromore'

To further engage with persons within the Age Friendly category a session was held with members of the Dromore Knit and Natter group and a number of Older Persons dropped into the weekly Forums to chat with the team on a 1 – 1 basis.

Marital status

On Census Day 2021, 48.1% of residents in the Dromore Settlement Area were married while 33.1% were single. Just 17 people (0.3%) were in a civil partnership.



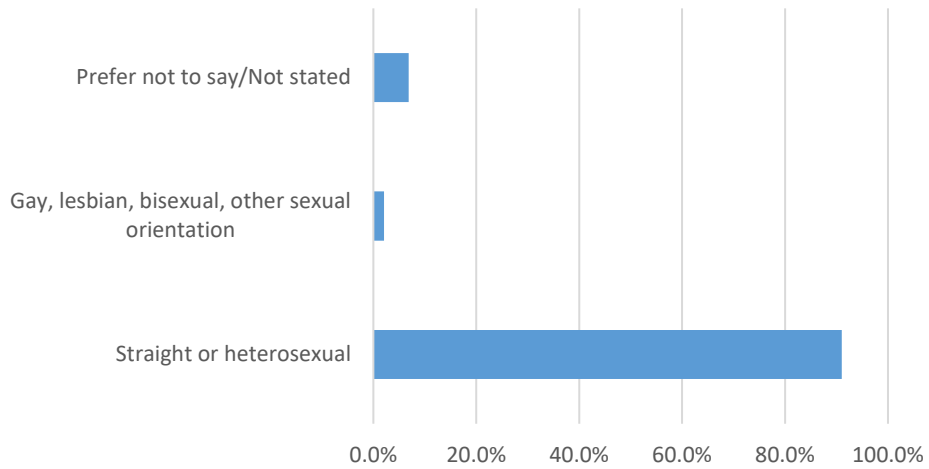
The survey responses came back as follows

Option	Percent
Single, that is, never married and never registered in a same-sex civil partnership	14.94%
In a registered same-sex civil partnership	0.41%
Married	75.10%
Separated, but still legally in a same-sex civil partnership	0.41%
Separated, but still legally married	1.66%
Formerly in a same-sex civil partnership which is now legally dissolved	0.41%
Divorced	5.39%
Surviving partner in a same-sex civil partnership	0.00%
Widowed	0.83%
Not Answered	0.83%

Sexual orientation

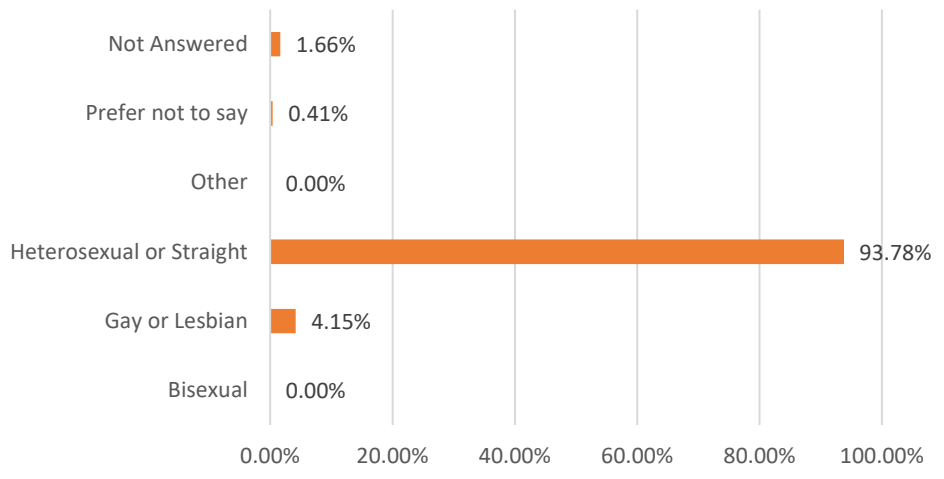
On Census Day 2021, 91% of residents in the Dromore Settlement Area were Straight or heterosexual while approximately 2% were gay, lesbian, bisexual, other sexual orientation.

Sexual Orientation



Statistics from the engagement survey are very similar in breakdown to the census data above

Survey Respondents - Sexual Orientation



Men and women generally

On Census Day 2021, Dromore Settlement Area had an estimated population of 6,395. Of those, approximately 3,348 (52%) were female while 3,044 (48%) were male.

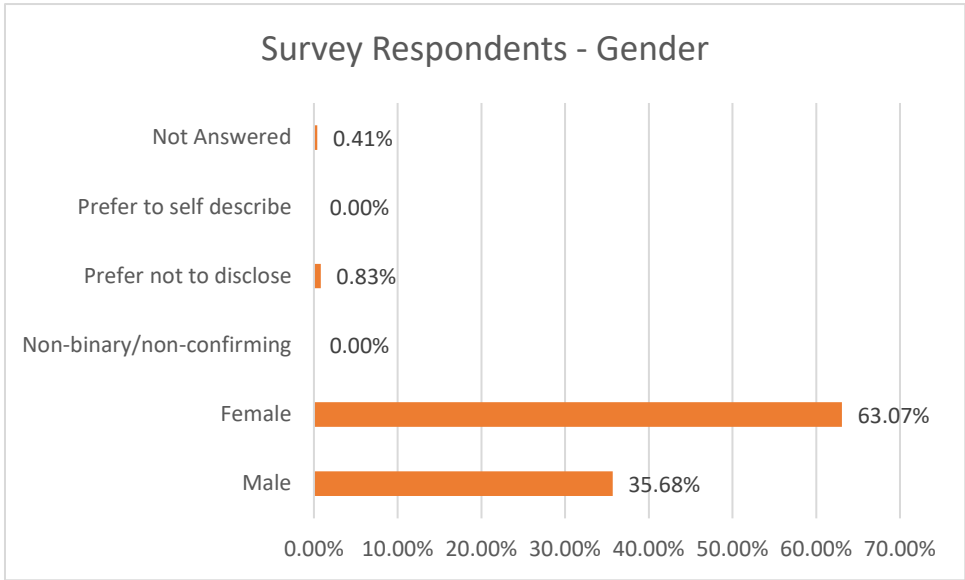
	Dromore Settlement Area			Armagh City, Banbridge & Craigavon Borough		
	2011	2021	% Change	2011	2021	% Change
All Persons	6,003	6,395	6.5%	199,693	218,656	9.5%
Males	2,871	3,044	6.0%	98,713	108,268	9.7%
Females	3,132	3,348	6.9%	100,980	110,388	9.3%
0-15 Years	1,403	1,327	-5.4%	44,206	48,246	9.1%

16-64 Years	3,767	4,146	10.1%	127,860	135,421	5.9%
65+ Years	833	915	9.8%	27,627	34,993	26.7%

Table 2: Gender and age profile of Dromore Settlement Area and Armagh City, Banbridge and Craigavon Borough at Census 2011 and 2021. Source: Census 2011 & Census 2021, NISRA.

Gender

The majority of people who completed the survey were female.



Disability

According to the 2021 Census, more than one in five people in Dromore (21.9% or 1,403 individuals) had a limiting long-term health problem or disability.

Census 2021 results can also be disaggregated by age and the results show the prevalence of a limiting long-term health problem or disability is related to age¹. More than 60% of the population aged 65+ in the borough had a limiting long-term health problem or disability compared to 7% of those aged between 0-14.

	Population	With a limiting long term health problem or disability	Percentage
0-14	1,237	92	7.4%
15-39	2,067	232	11.2%
40-64	2,179	528	24.2%
65+	913	551	60.4%
All ages	6,396	1,403	21.9%

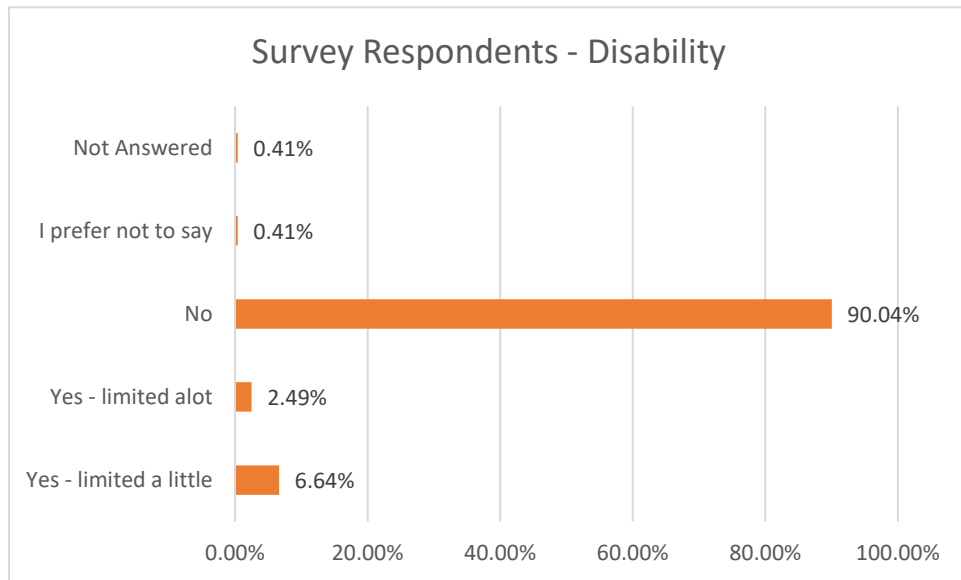
Table 8: Limiting long-term health problem or disability by broad age band, Dromore Settlement Area. Source: Table MS-A02, Census 2021.

Benefit statistics from the Department for Communities showed that as of May 2024 in Armagh City, Banbridge and Craigavon Borough there were:

¹ [Census 2021 Main statistics for Northern Ireland - Statistical bulletin - Health \(nisra.gov.uk\)](https://www.nisra.gov.uk/census-2021-main-statistics-for-northern-ireland-statistical-bulletin-health)

- 3,030 or 6.2% of under 16 eligible population and 4,490 or 13.3% of pension age eligible population claiming Disability Living Allowance.
- 6,480 or 19.1% of 66+ population claiming Attendance Allowance.
- 21,340 Personal Independent Payment claims in payment (experimental statistics).

The majority of people who completed the survey stated they had no disability.



Dependants

At Census Day 2021, there were a total of 2,662 households in the Dromore settlement area which represents an increase of 223 households (9%) since the 2011 Census. In the Armagh City, Banbridge and Craigavon borough there were an estimated 84,642 households, an increase of 12.1% since 2011.

Figure 5 below presents the percentage of households by household size in Dromore and in the Armagh City, Banbridge and Craigavon borough at Census 2011 and 2021. In 2021, Dromore had a higher percentage of one, two and three person households than the borough overall (61% compared to 57%) while households with 5 or more people accounted for approximately 7% of total households in Dromore compared almost 11% in the borough overall. In Dromore Settlement area, approximately one in every five houses have four or more persons compared to Armagh City, Banbridge and Craigavon borough where approximately one in every four households have four or more persons.

Since 2011, the percentage of one person households in Dromore has increased while the number of two person households has fallen slightly. Surprisingly, the percentage of households with 4 or 5 people has fallen in Dromore but the percentage of households with 6 or more people has increased from 2% to 2.2% in Dromore.

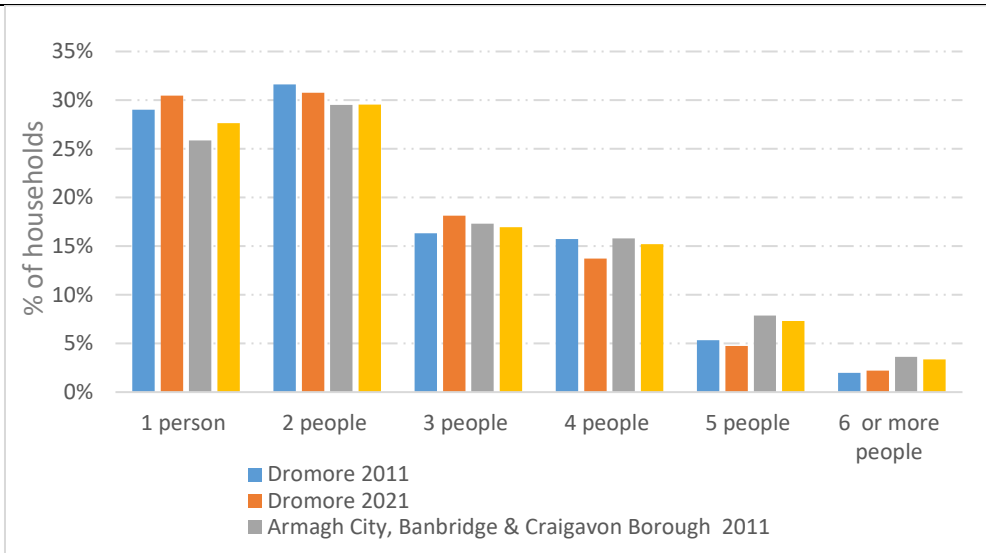
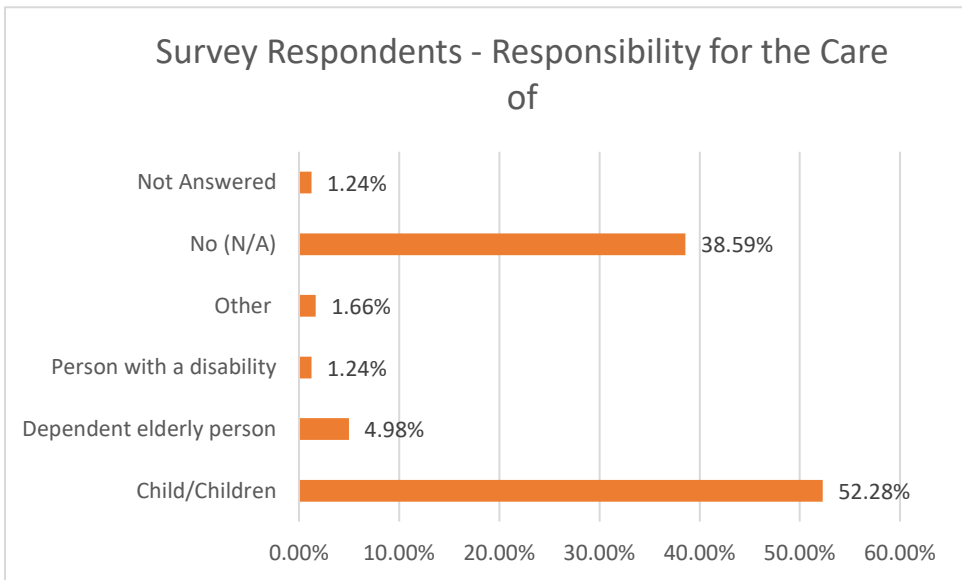


Figure 5: Household size – Dromore Settlement Area and Armagh City, Banbridge and Craigavon Borough, 2011 and 2021. Source: Census 2011 & Census 2021, NISRA.



The majority of respondents who completed the survey had the responsibility for the care of a child/children.

Needs, experiences and priorities

Taking into account the information gathered above, what are the different needs, experiences and priorities of each of the following categories in relation to this particular policy/decision?

Section 75 category	Needs, experiences and priorities
Religious belief	No information available
Political opinion	On many accounts during engagement sessions attendees commented that Dromore is a friendly place with strong cross community relations. However, comments made via the online survey included that Dromore could be more inclusive to all sections of the community.

Racial group	No information available
Age	Young people expressed during engagement more activities to be delivered for them to take part in and socialise.
Marital status	No Information available
Sexual orientation	No Information available
Men and women generally	No Information available
Disability	There is some evidence from the engagement sessions that the town is not fully accessible due to the typography of the hills and narrow footpaths and suggested that pedestrianisation in areas would be welcome and paths should have a smooth surface. It was also suggested to review location of disabled spaces within Town Centre.
Dependants	No Information available

Screening Questions

1. What is the likely impact on equality of opportunity for those affected by this policy for each of the Section 75 categories?

Category	Policy Impact	Level of impact (Major/minor/none)
Religious belief		No negative impact
Political opinion		No negative impact
Racial group		No negative impact
Age	There are actions proposed within the Draft Dromore Place Plan to deliver community led programmes, events, activities and classes for all.	
Marital status		No negative impact
Sexual orientation		No negative impact
Men and women generally		No negative impact
Disability	There are actions proposed within the Draft Dromore Place Plan to improve linkages and connections to the Town Centre and to ensure accessible parking is appropriately provided.	
Dependants		No negative impact

2. Are there opportunities to better promote equality of opportunity for people within the Section 75 categories?

Category	If yes, provide details	If no, provide reasons
Religious belief	Many of the proposed actions in the plan advocate for the codesign and for community involvement eg need for additional integrated and inclusive	
Political opinion		
Racial group		
Age		
Marital status		
Sexual orientation		

Men and women generally	meeting spaces. Community led programmes, events and activities. This will provide opportunities for people to meet and work together.	
Disability		
Dependants		

3. To what extent is the policy likely to impact on good relations between people of different religious belief, political opinion, or racial group?

Category	Details of Policy Impact	Level of impact (major/minor/none)
Religious belief	The effective implementation of the Dromore Place Plan will deliver outcomes to all members of the local community, visitors and workers regardless of religious belief.	Minor
Political opinion	The effective implementation of the Dromore Place Plan will deliver outcomes to all members of the local community, visitors and workers regardless of political opinion.	Minor
Racial group	The effective implementation of the Dromore Place Plan will deliver outcomes to all members of the local community, visitors and workers regardless of racial group.	Minor

4. Are there opportunities to better promote good relations between people of different religious belief, political opinion or racial group?

Category	If yes, provide details	If no, provide reasons
Religious belief	Enhanced public space and shared services that are open and welcome to all in integrated shared locations.	
Political opinion	Enhanced public space and shared services that are open and welcome to all in integrated shared locations.	
Racial group	Enhanced public space and shared services that are open and welcome to all in integrated shared locations.	

Multiple Identity

Generally speaking, people fall into more than one Section 75 category (for example: disabled minority ethnic people; disabled women; young Protestant men; young lesbian, gay and bisexual people). Provide details of data on the impact of the policy on people with multiple identities. Specify relevant s75 categories concerned.

No impact anticipated

Disability Discrimination (NI) Order 2006

Is there an opportunity for the policy to promote positive attitudes towards disabled people?

Yes, the Community Planning Strategic Partnership and the Place Board Sub committee involves representatives from a cross section of organisations and they will continue to inform how the outcomes and thematic actions contained within the plan can promote positive attitudes towards disabled people as they are designed eg improve linkages and connections to the Town Centre and across the area. To ensure accessible parking is appropriately provided.

Is there an opportunity for the policy to encourage participation by disabled people in public life?

Yes, the Community Planning Strategic Partnership and the Place Board Sub committee involves representatives from a cross section of organisations and they will continue to inform how the outcomes and thematic actions contained within the plan can promote positive attitudes towards disabled people as they are designed eg accessible facilities in the Dromore Settlement Development Limit area.

Screening Decision

A: NO IMPACT IDENTIFIED ON ANY CATEGORY – EQIA UNNECESSARY

Please identify reasons for this below

B: MINOR IMPACT IDENTIFIED – EQIA NOT CONSIDERED NECESSARY AS IMPACT CAN BE ELIMINATED OR MITIGATED

Where the impact is likely to be minor, you should consider if the policy can be mitigated, or an alternative policy introduced. If so, an EQIA may not be considered necessary. You must indicate the reasons for this decision below, together with details of measures to mitigate the adverse impact or the alternative policy proposed.

It is recommended the Dromore Place Plan not be subject to an EQIA.

The Dromore Place Plan has been developed following an extensive engagement and research exercise. This included online surveys, engagement with young people and older people, online and live engagement exercises, and engagement with Community Planning Partners and the Community and Voluntary Sector Panel.

Desktop research of the available evidence from NISRA and Statutory Partners was compiled to support development of Dromore Place Plan.

The research showed that children and young people; older people; people with a disability and carers are affected by the current urban form, layout and engagement that happens in the town. Common themes identified were:

- Skills and employment
- Accessibility and movement around area
- Transportation

These are reflected in the actions in the plan and the plan commits the partnership to ongoing dialogue with S75 groups to ensure that their needs are addressed in its implementation.

C: MAJOR IMPACT IDENTIFIED – EQIA REQUIRED

If the decision is to conduct an equality impact assessment, please provide details of the reasons.

N/A

Timetabling and Prioritising

If the policy has been screened in for equality impact assessment, please answer the following questions to determine its priority for timetabling the equality impact assessment.

On a scale of 1-3 with 1 being the lowest priority and 3 being the highest, assess the policy in terms of its priority for equality impact assessment.

Policy Criterion

Rating (1-3)

Effect on equality of opportunity and good relations

Social need

Effect on people's daily lives

The total rating score should be used to prioritise the policy in rank order with other policies screened in for equality impact assessment. This list of priorities will assist the Council in timetabling its EQIAs.

Is the policy affected by timetables established by other relevant public authorities? If yes, please give details.

No

Monitoring

Effective monitoring will help the authority identify any future adverse impact arising from the policy. It is recommended that where a policy has been amended or an alternative policy introduced to mitigate adverse impact, monitoring be undertaken on a broader basis to identify any impact (positive or adverse).

Further information on monitoring is available in the Equality Commission's guidance on monitoring (www.equalityni.org).

Identify how the impact of the policy is to be monitored

Community planning department will monitor the progress through population indicators dashboard. The delivery and implementation of the actions will be monitored every 6 months with each lead point of contact. Progress updates will be discussed at the Community Planning Partnership - Place Board sub committee and Council's Internal Place Working Group.

Approval and Authorisation

A copy of the screening form for each policy screened should be signed off by the senior manager responsible for that policy. The screening recommendation should be reported to the relevant Committee/The Council when the policy is submitted for approval.

Screened by	Position/Job title	Date
Jennifer McKibben	Project Officer	22/10/2024
Approved by	Position/Job Title	Date
Elaine Gillespie	Head of Community Planning Policy & Research	22/10/2024

A copy of the completed screening form should be signed off and approved by the senior manager responsible for that policy. The completed screening form should be attached to the relevant Committee paper when the policy is submitted for approval.

Following approval by Council please forward a copy of the completed approved policy and screening form to:

Equality@armaghbanbridgescraigavon.gov.uk

The policy and completed screening form will be made available on the Council's website.